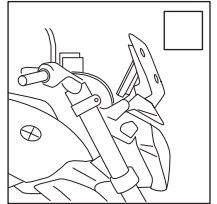


BMW R1250R '19-

M O U N T I N G I N S T R U C T I O N S

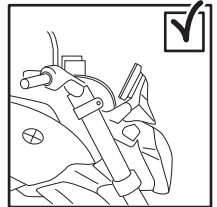
REF 3625

WINDSHIELD NEW GENERATION TOURING



TORX

T25
T40



ALLEN

Nº 3
Nº 6

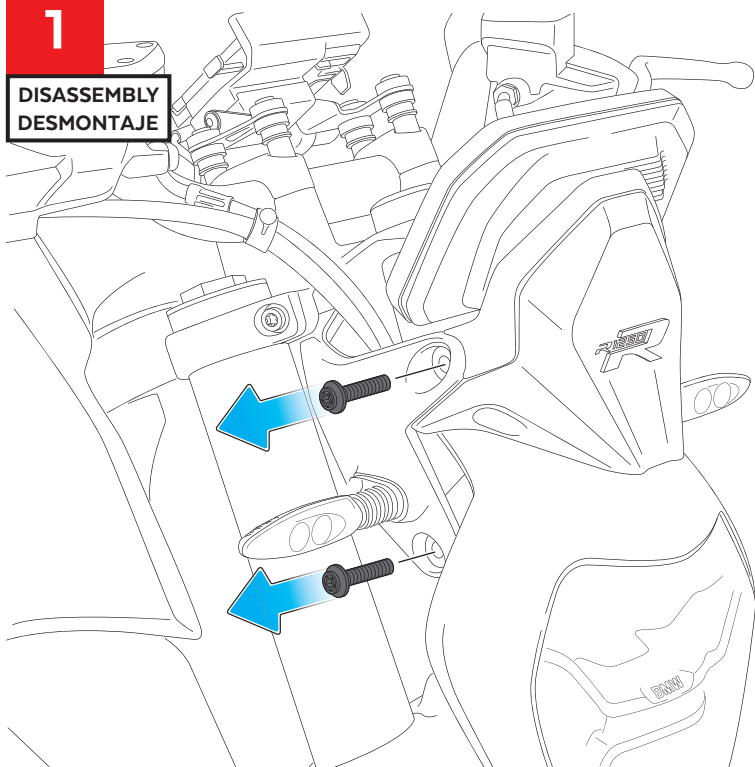
ID	PIEZA/PART	DESCRIPCIÓN	DESCRIPTION	QTY	REF
1		Cúpula TOURING	TOURING Screen	1	3626F/H/N/WM3
2		Soporte metálico derecho (R)	Right metal support (R)	1	SOPOR2P2-R-3625
3		Soporte metálico izquierdo (L)	Left metal support (L)	1	SOPOR2P2-L-3625
4		Soporte metálico superior derecho (R)	Right metal upper support (R)	1	SOPOR2P3-R-3626
5		Soporte metálico superior izquierdo (L)	Left metal upper support (L)	1	SOPOR2P3-L-3626
6		Tornillo M8x30 DIN912	M8x30 DIN912 Allen screw	2	TORNI-D912--575
7		Casquillo Ø8,5x Ø14x 12	Ø8,5x Ø14x 12 arrowhead	4	CASQUI-----0083
8		Tornillo M8x55 DIN912	M8x55 DIN912 Allen screw	2	TORNI-D912--631
9		Casquillo Ø8,5x Ø14x 30	Ø8,5x Ø14x 30 arrowhead	2	CASQUI-----149
10		Tornillo M8x50 DIN912	M8x50 DIN912 Allen screw	2	TORNI-D912--532
11		Silentblock Ø9 x Ø6 x8mm	Ø9 x Ø6 x8mm silentblock	6	AROPASACABLES-3
12		Casquillo con valona Ø12xØ6,8x7,3	Ø12xØ6,8x7,3 bush with flange	6	CASQUI-1A---750
13		Tornillo M5x16 Ø11 ISO 7380	M5x16 Ø11 ISO 7380 Allen screw	6	TORNI-I7380-493
14		Tapón tornillo M5 ISO 7380	M5 ISO 7380 Allen cap screw	6	TAPON-----85

BMW R1250R '19-

INSTRUCCIONES DE MONTAJE - MOUNTING INSTRUCTIONS - MONTAGEANLEITUNG

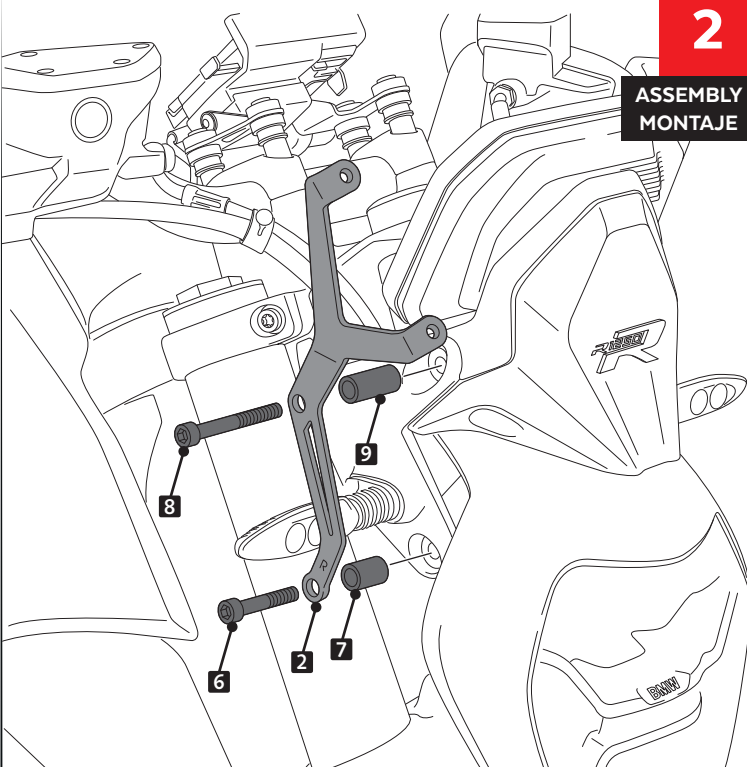
1

DISASSEMBLY
DESMONTAJE



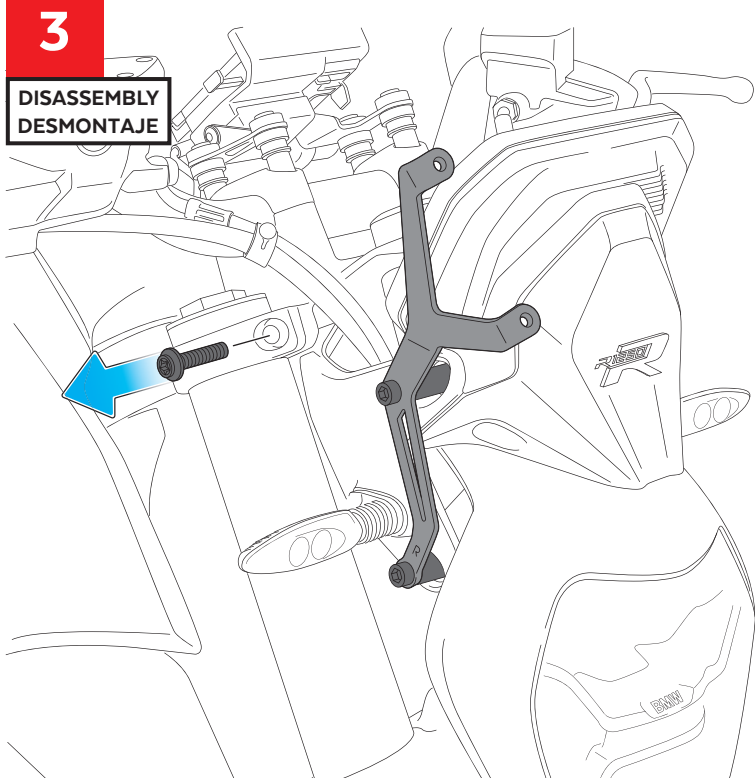
2

ASSEMBLY
MONTAJE



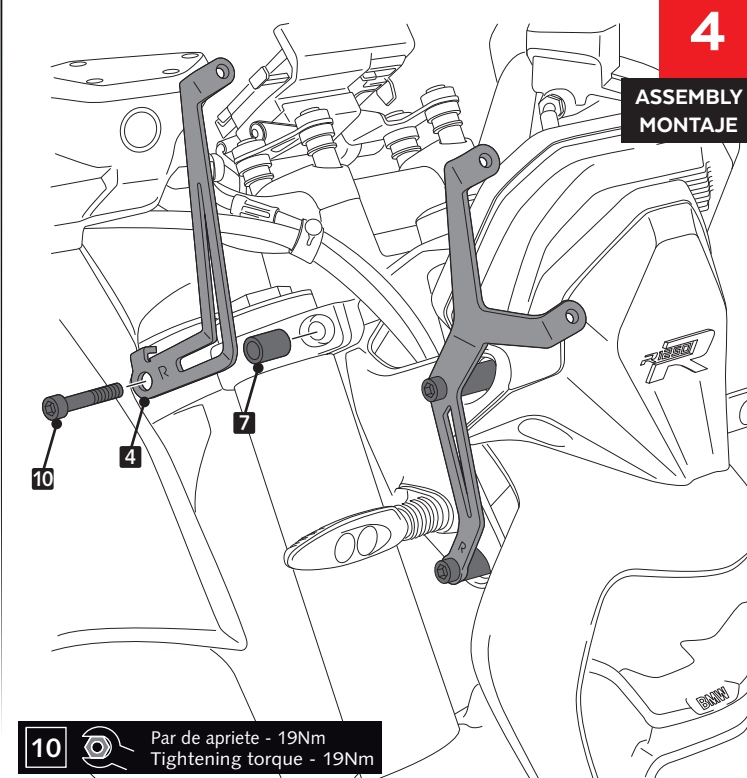
3


DISASSEMBLY
DESMONTAJE



4

ASSEMBLY
MONTAJE



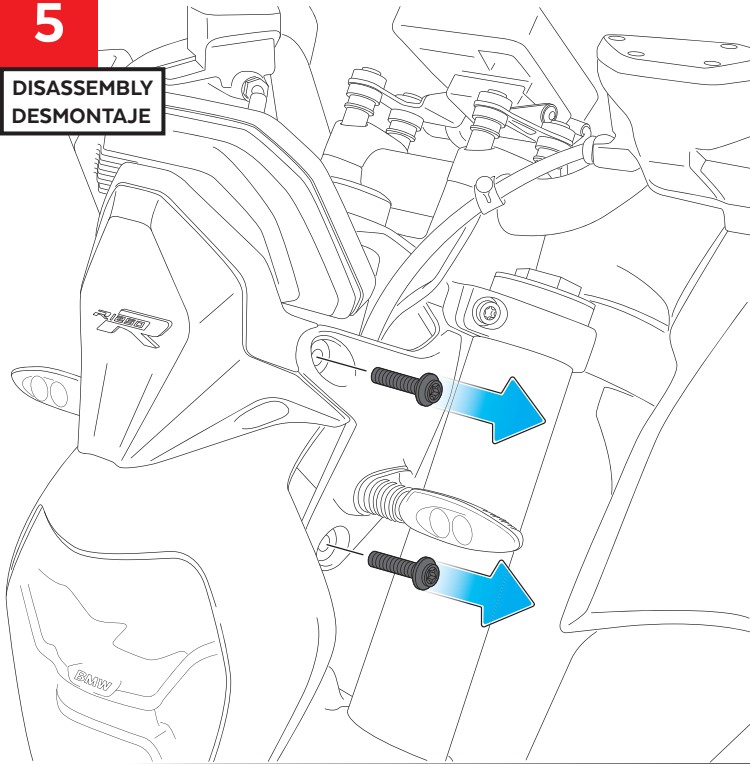
10  Par de apriete - 19Nm
Tightening torque - 19Nm

BMW R1250R '19-

INSTRUCCIONES DE MONTAJE - MOUNTING INSTRUCTIONS - MONTAGEANLEITUNG

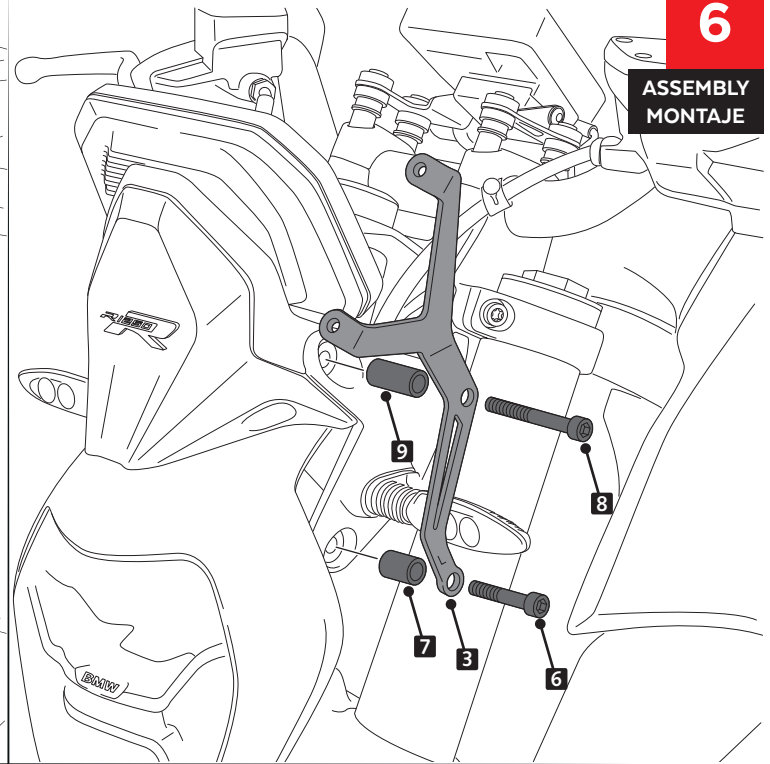
5

**DISASSEMBLY
DESMONTAJE**



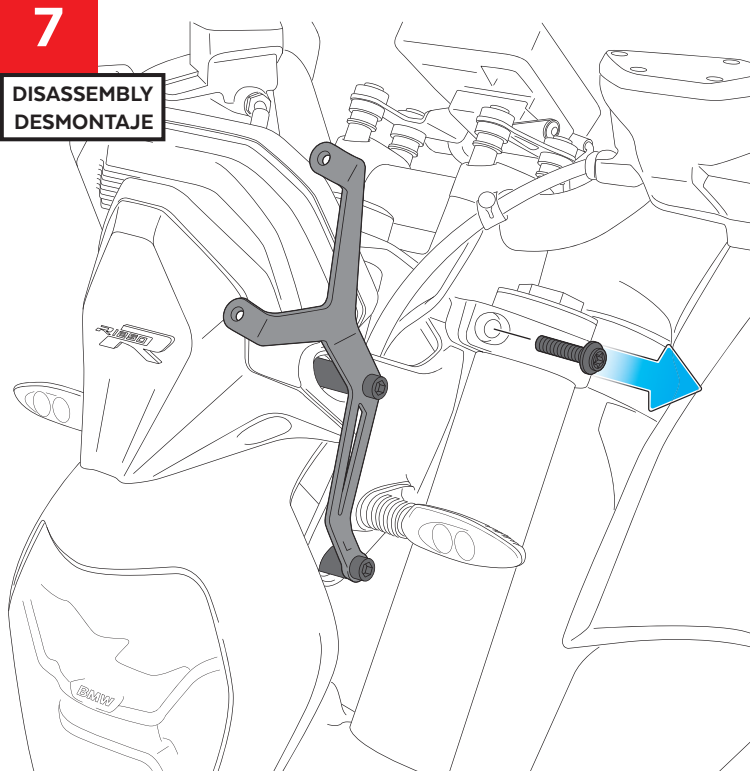
6

**ASSEMBLY
MONTAJE**



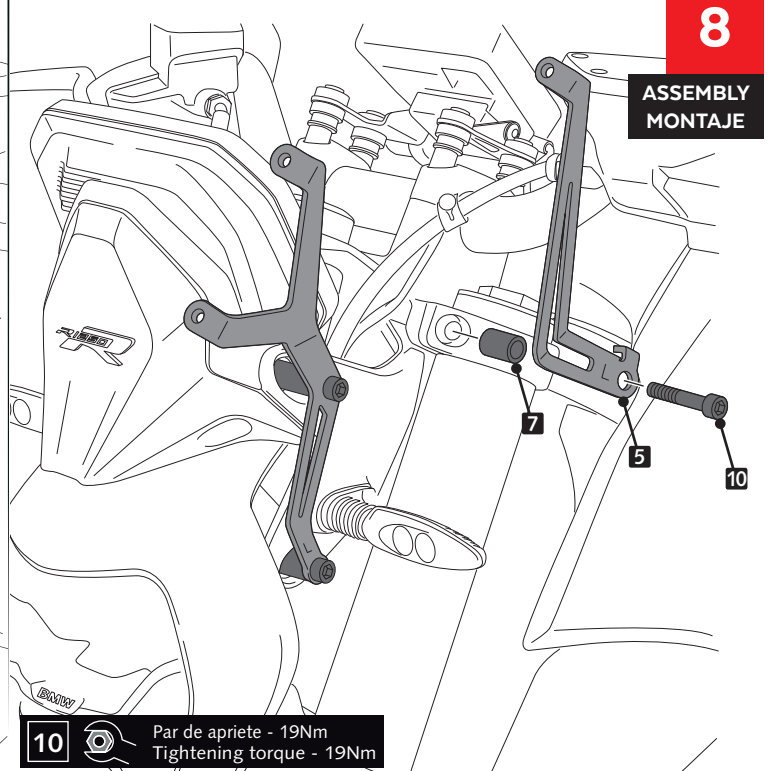
7

**DISASSEMBLY
DESMONTAJE**



8

**ASSEMBLY
MONTAJE**



10



Par de apriete - 19Nm
Tightening torque - 19Nm

BMW R1250R '19-

INSTRUCCIONES DE MONTAJE - MOUNTING INSTRUCTIONS - MONTAGEANLEITUNG

9

ASSEMBLY
MONTAJE

